

Description and biological notes of the first species of *Xenos* (Strepsiptera: Stylopidae) parasitic in *Polistes carnifex* F. (Hymenoptera: Vespidae) in Mexico

JEYARANEY KATHIRITHAMBY¹ & DAVID P. HUGHES²

¹Department of Zoology, South Parks Road, Oxford, OX1 3PS, U.K.
jeyaraney.kathirithamby@zoo.ox.ac.uk

² Present address: Centre for Social Evolution, Institute of Biology, University of Copenhagen, Universitetsparken 15, 2100 Copenhagen, Denmark
dphughes@bi.ku.dk

Correspondence: Jeyaraney Kathirithamby Department of Zoology, South Parks Road, Oxford OX1 3PS, UK.
e-mail: jeyaraney.kathirithamby@zoo.ox.ac.uk

Abstract

A description and biological notes on the first species of *Xenos* (*X. hamiltoni*) (Strepsiptera: Stylopidae) parasitic in *Polistes carnifex* F. from Mexico is given. A list of Strepsiptera and their hosts from Mexico is provided.

Key words: Strepsiptera, *Xenos hamiltoni* sp. n., *Polistes carnifex*, Mexico

Introduction

To date thirteen species of Strepsiptera have been described from Mexico. Kifune & Brailovsky (1988) listed eleven and Kathirithamby & Moya-Raygoza (2000) listed twelve, and since then one subspecies has been added (Kathirithamby & Johnston 2003). Of these, only one species, *Melittostylops vesparapium* Kinzelbach, belongs to the family Stylopidae (Kinzelbach 1971). The eighteen species of *Xenos* described so far from the Neotropics have been found to be parasitic in the eusocial Hymenoptera: Vespidae (*Polistes*, *Mischocyttarus*, *Apoica* and *Polybia*) (Kathirithamby 1992).

Material and Methods

A total of 8 nests of *Polistes carnifex* were collected between 27th April and 13th May 2001

at the Estación de Biología “Los Tuxtlas” (18° 35'N 95° 5' W), which lies on the coastal side of Sierra de Tuxtla along the Gulf coast of Veracruz state, Mexico.

The study site consisted of an approximately 700ha site of humid evergreen tropical rain forest which is boarded by farmland, dirt tracks and a village (Villago Escondida).

The nests were collected from open areas surrounding the station and were constructed on plants and buildings. Some 1st instars and endoparasitic stages were found associated with the hosts in the nest, but diagnostic characters are unknown for these stages, and it is therefore difficult to confirm whether they belong to the new species here described. Adult *Xenos hamiltoni* sp. n. were observed to be parasitic in two adult *P. carnifex* which were flying near the field station. One host that was parasitized by nine male puparia, was observed on 8 May 2001 to alight on a leaf at a height of 5m from the ground at 18.40h. The host was captured, placed in a plastic container with sugar, and kept outdoors close to a weak fluorescent light. The approximate timing of the emergence of the adult males was recorded.

Biological Notes

A female *P. carnifex* parasitized by 9 male *X. hamiltoni* sp. n. pupae was observed flying on 8 May 2001 at 18.40h, and it landed five meters above ground on a leaf. It remained motionless for 40 minutes until it was captured. *P. carnifex* builds its nest synchronously in this area, and the occupants of the sampled nests were all of the same stage in development (pre-worker phase). The presence of both a neotenic female adult *Xenos* producing 1st instar larvae and free-living adult males emerging within the same week (8–12th May) indicates that the generations may be overlapping. Elsewhere (Hughes *et al.* 2003) we report very high levels of parasitism among host brood (larvae and pupae) (probably by *X. hamiltoni* sp. n.). Six of the males emerged between 2000–0800hrs on 11th–12th May, 2000 (the cage was kept in darkness). A live male *X. hamiltoni* sp. n. was observed to be very active at 22.40hr, but gradually became very weak, and the only movement observed at 23.45 was twitching of the abdominal segments. Another male *X. hamiltoni* sp. n. emerged on 12th May at 20.20 (a cage was kept in weak light conditions). Due to host death, the remaining 2 males did not emerge from the puparia.

The host *P. carnifex* was kept in darkness/very low artificial light and the male *X. hamiltoni* sp. n. emerged in the evening, which indicates that this might be a nocturnal species. The presence of the host, which was motionless on a leaf at 18.40 hrs., indicates that the host might have departed the nest, as with *P. dominulus* (Christ) parasitized by *X. vesparum* Rossi (Hughes *et al.* 2004).

Mexico City). ♂: (same data as above) (D. P. Hughes) (Oxford Museum of Natural History, Oxford).

Description. Male. Size: total length, 3.44–3.64 mm (Fig. 1A). Head width, 1.10–1.14 mm, wider than prothorax.

Maxilla with long basal segmented (0.16mm) and palpi with a pointed apex fits in a socket (0.08 mm) (Figs 1B, 2).




FIGURE 1. A. Lateral view of *Xenos hamiltoni* sp. n. x12. B. Lateral view of head with mandibles and maxilla x80. C. Frontal view of head x40. D. Lateral view of abdomen with IXth abdominal segment and aedeagus x40.

Mandibles as long as maxilla and cross over in the middle (0.21–0.25 mm).

Antennae: four-segmented with flabellum on segment 3rd and 4th which are almost equal (3rd = 1.19–1.23 mm, 4th = 1.16–1.22mm) (Figs 1C).

Prothorax: (length, 0.19–0.20 mm; width 0.45–0.46 mm); mesothorax as long as and wider than prothorax (length, 0.18–0.22 mm; width, 0.62–0.65 mm). Scutum + prescutum:

Schistosiphon Pierce 1908: 80 [*Xenos peckii* Kirby 1813].
Acroschismus Pierce 1908: 79 [*A. hubbardi* Pierce 1908].
Vespaexenos Pierce 1909: 133 [*V. crabronis* Pierce 1909].
Belonogastrechthrus Pierce: 1911: 498 [*B. zavattarii* 1911].
Clypoxenos Brèthes 1923: 46 [*C. americanus* Brèthes 1923].
Brasixenos Kogan & Oliveira 1966: 346 [*B. fluminensis* Kogan & Oliveira].
Genotype: *Xenos vesparum* Rossius

Key to males of the genus *Xenos* from the Neotropics

Out of a total of 18 species of *Xenos* described so far from the Neotropics, only 6 males are known, the rest of the species were described from females. A key to only 5 males is given below since *X. bonairensis* was described without its head or prothorax (Brèthes 1923).

1. Palpus of maxilla absent..... 2
- Palpus of maxilla present 4
2. Maxilla as long as mandibles *occidentalis* (Brazil)
- Maxilla shorter than mandibles 3
3. Maxilla a fourth shorter than mandibles; of equal width throughout ending with a blunt apex *fluminensis* (Brazil)
- Maxilla an eighth shorter than mandibles; basal third wide and narrows to tip.....
..... *zikani* (Brazil)
4. Basal segment and palpus of maxillae of equal length *indespectus* (Brazil)
- Basal segment longer than palpus 5
5. Basal segment of maxilla two thirds the length of palpus; palpus does not fit into socket in basal segment..... *bohlsi* (Paraguay)
- Basal segment of maxilla twice the length of palpus; palpus fits into a socket in the basal segment *hamiltoni* sp. n. (Mexico)

Xenos hamiltoni Kathirithamby and Hughes, new species (Figs. 1–3)

Type. Holotype ♂: MEXICO, Estación de Biología “Los Tuxtlas” UNAM, 8 May 2002, (D. Hughes) (Colección Nacional de Insectos, Instituto de Biología, Universidad Nacional Autónoma de México, Mexico City).

Paratypes. ♂: MEXICO, Estación de Biología “Los Tuxtlas” UNAM, 8 May 2002, (D. P. Hughes) (Colección Nacional de Insectos, Instituto de Biología, Universidad Nacional Autónoma de México, Mexico City). ♂: (same data as above), (D. P. Hughes) (Colección Nacional de Insectos, Instituto de Biología, Universidad Nacional Autónoma de México,

as long as pro- and mesothorax (scutum length, 0.32–0.35mm). Scutellum length: 0.42–0.45 mm. Postlumbium half the length of scutellum (length, 0.25–0.27 mm). Postnotum: twice as long as scutellum (length, 0.80–0.81 mm) (Fig 3A).

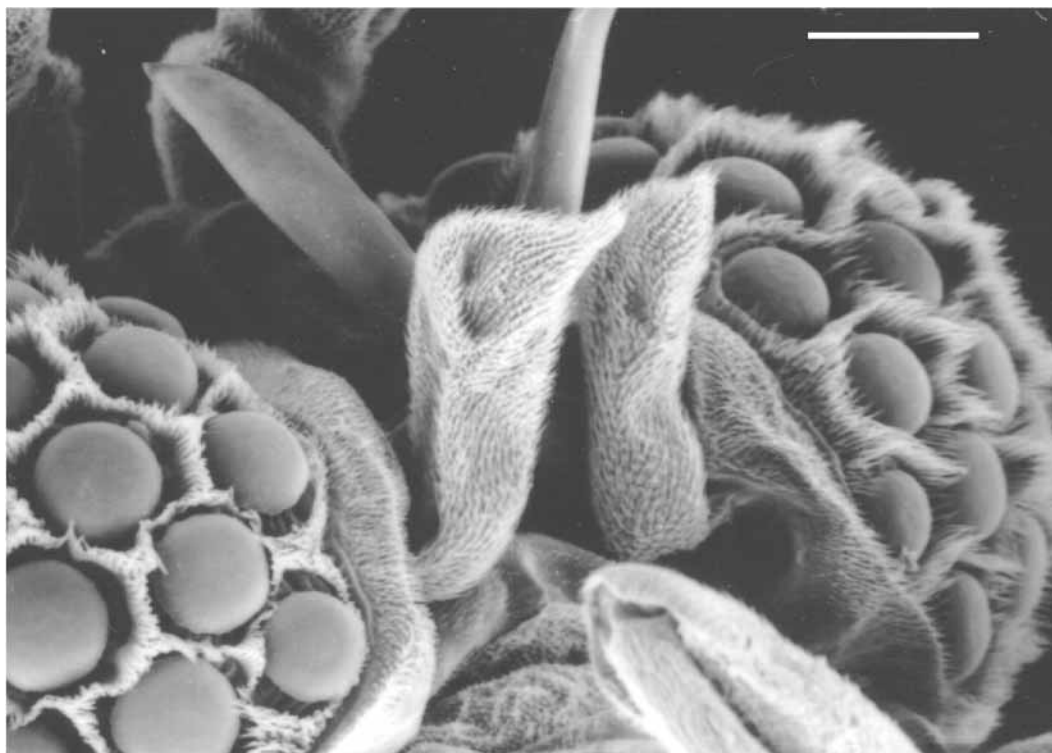


FIGURE 2. *Xenos hamiltoni* sp. n. SEM of lateral view of head. Scale bar=0.1 mm.

Wing: R_1 is infuscated and interrupted in the middle; R_2 arises a little after this and is as long as R_3 , R_4 not reaching margin, R_5 is short and arises below R_4 , MA, CuA_1 , CuA_2 and CuP present and uninterrupted. Length of wing (along its longest length) = 2.77–2.83 mm (Fig 3C).

Length of IXth abdominal segment, 0.25–0.26 mm (Fig 1D).

Length of aedeagus, 0.24–0.27 mm (Fig 3B).

Male cephalotheca. Length, 0.86–0.88 mm; width, 1.11–1.3 mm. The male cephalothecae extruded both between abdominal tergites and sternites (II–III, or III–IV or IV–V) (Table 1).

Diagnosis. This is the nineteenth species of *Xenos* to be described from Mesoamerica and the first from Mexico. The new species is distinguished by short, pointed maxillary palpi which fits in a socket of the basal segment. The aedeagus, with pointed anterior and posterior heads and a hump on the dorsal posterior region, and the lengths of the pro- and mesothorax, are more than a third of the length of the metathorax.

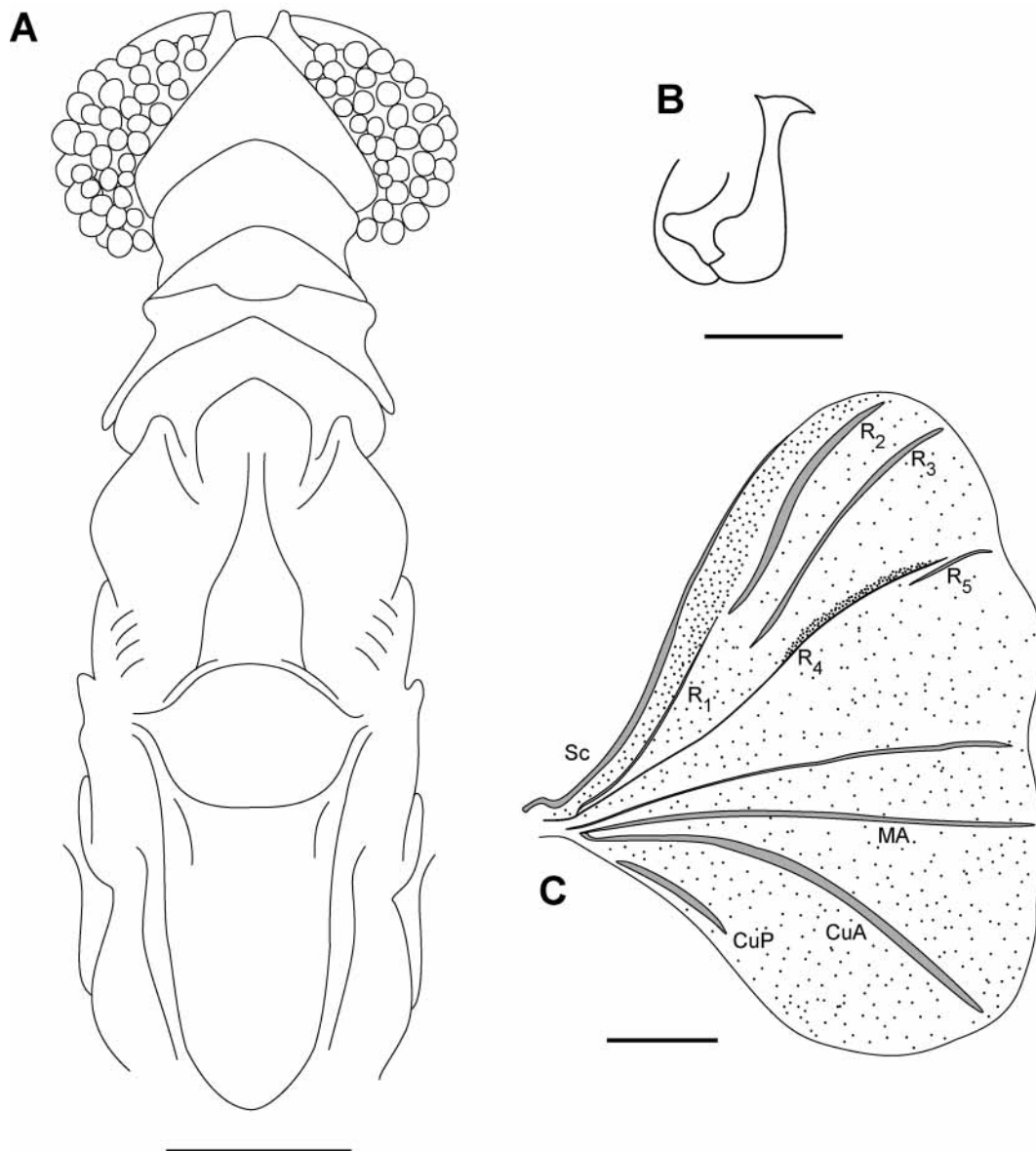


FIGURE 3. *Xenos hamiltoni* sp. n. A. Dorsal view of head and thorax. Scale bar=0.5mm. B. Aedeagus. Scale bar = 0.2 mm. C. Wing (right). Scale bar = 1.2mm.

TABLE 1: Position of the extruded male pupae of *Xenos hamiltoni* sp. n. in the abdomen of the wasp *Polistes carnifex* F.

Number of male pupae	Position on abdomen of <i>Polistes</i>
1	IIrd & IIIrd tergites
2	IIIrd & IVth tergites
2	IVth & Vth tergites
1	IVth & Vth sternites
2	IIIrd & IVth sternites

The new species can be distinguished from *X. zikani* which has no basal maxilla segment, a long palpus which is 1/8 shorter than mandibles (*X. hamiltoni* has a long basal segment and very short palpus), R_3 arising close to R_4 and R_5 is absent in the wing (R_3 not arising close to R_4 and R_5 present in *X. hamiltoni*) and hump on dorsal posterior of aedeagus absent.

Etymology. The new species is named after the late Bill Hamilton FRS, who inspired us to study the behavioural ecology of the Strepsiptera family Stylopidae.

List of Strepsiptera from Mexico

Family Corioxenidae Kinzelbach 1970: 106

Subfamily Triozocerinae Kinzelbach 1970: 105

Genus *Triozocera* Pierce 1909: 86

Genotype: *Triozocera mexicana* Pierce

T. mexicana Pierce 1909: 86 ♂

Triozocera texana Pierce 1911: 491

Triozocera paulistan Kogan 1958: 421

Triozocera mexicana Shepard 1979: 217

Host: *Pangaeus bilineatus* (Say) (Hemiptera: Cydnidae) Johnson 1973; Smith & Pitts 1974

Distribution: Veracruz, Oaxaca

T. tecpanensis Brailovsky & Márquez 1974: 106 ♂

Host: unknown

Distribution: Tecpan de Galeana, Guerrero

T. vernalis Kifune & Brailovsky 1987: 132 ♂

Host: unknown

Distribution: Juárez, Puebla

Subfamily Corioxeninae Kinzelbach 1970: 106

Genus *Corioxenos* Blair 1936: 116

C. acucyrtophallus Cook 2001: 397 ♂

Host: unknown

Distribution: Chiapas

Family Halictophagidae Perkins 1905: 98

Subfamily Halictophaginae Perkins 1905: 98

Genus *Halictophagus* Dale (in Curtis 1832: 433)

Genotype: *Halictophagus curtisi* Dale

H. acutus Bohart 1943: 352 ♂, ♀, L_1

Host: *Draeculacephala mollipes* (Say), *D. minerva* Ball (Homoptera: Cicadellidae) Johnston & Morrison 1979

Distribution: Atzacapotzalco, D. F.

H. naulti Kathirithamby & Moya-Raygoza 2000: ♂
 Host: *Dalbulus maidis* (Delong & Wolcott) (Homoptera: Cicadellidae)
 Distribution: Morelos, Tlatizapán

Family Elenchidae Perkins 1905: 106

Genus *Elenchus* Curtis 1831: 385
 Genotype: *Stylops walkeri* Curtis (= *Elenchus tenuicornis* (Kirby))

E. butzei Brailvosky 1981: 374 ♂
 Host: unknown
 Distribution: Tecolutla, Veracruz

E. koebelei Pierce 1908: 81 ♂
Elenchus tenuicornis Baumert 1959: 400
Elenchus heidemanni Pierce 1918: 481
 Host: *Liburnia* sp., *Prokelisia marginata* (Van Duzee), *Prokelisia dolus* Wilson, *Sogatella kolophon* (Kirkaldy) (Hemiptera: Delphacidae)
 Distribution: Northern District

E. mexicanus (Pierce 1961: 467) ♂, ♀, L₁
Sogatelenchus mexicanus Pierce 1961: 740
 Host: *Sogatodes (Sogata) cubana* (Crawford) (Homoptera: Delphacidae)
 Distribution: Cotaxtla, Veracruz

Family Myrmecolacidae Saunders 1872: 20

Genus *Caenocholax* Pierce 1909: 88
 Genotype: *Caenocholax fenyesi* Pierce 1909

C. fenyesi Pierce 1909: 88 ♂
 Host: unknown
 Distribution: Veracruz, Tabasco

C. fenyesi waloffi Kathirithamby & Johnston 2004: ♂, ♀
 Host: *Dolichoderus bispinosus* Olivier #m; *Macroanaxipha macilenta* (Saussure) #f
 Distribution: Veracruz, Los Tuxtlas

Genus *Stichotrema* Hofenedera 1910: 47
 Genotype: *Stichotrema dallatorreanum* Hofeneder

S. mexicanum Kifune & Brailovsky 1987: 135 ♂
 Host: unknown
 Distribution: Los Tuxtlas, Veracruz

Stichotrema beckeri (Oliveira & Kogan 1959) Kinzelbach 1983: 33 ♂
Caenocholax beckeri Oliveira & Kogan 1959: 224
Stichotrema trilobulata Brailovsky 1974: 169
Stichotrema beckeri Luna de Carvalho 1978: 356
Stichotrema beckeri Kinzelbach 1983: 33 (fossil amber)
Caenocholax wygodzinskyi Oliveira & Kogan 1959: 225
Stichotrema trilobulatum Kifune & Brailovsky 1987: 137
Stichotrema beckeri Kinzelbach & Pohl 1994: 62 (fossil amber)
 Host: unknown
 Distribution: Galeana, Guerrero

Family Stylopidae Kirby 1813

Genus *Melittostylopus* Kinzelbach 1971: 170 ♂
Genotype: *Melittostylopus hesparapium* Kinzelbach

M. hesparapium Kinzelbach 1971: 170
Host: *Hesperapis rhodocerata* (Cockerell), *H. leucra* (Cockerell) (Hymenoptera: Melittidae)
Distribution: Chihuahua, Baja California

Genus *Xenos* Rossi 1793: 49
Genotype: *Xenos vesparum* Rossius

X. hamiltoni Kathirithamby & Hughes n. sp. ♂
Host: *Polistes carnifex carnifex* F. (Hymenoptera: Vespidae)
Distribution: Los Tuxtlas, Veracruz

Acknowledgments

We thank Gustafo Moya-Raygoza for logistical support, the staff at the Estación Biología “Los Tuxtlas” UNAM, for the facilities provided for us at the station; and to Steve Taylor for the arrangement of the plates. This work was carried out on a grant to JK by the British Council (Mexico) collaborative project.

References

- Baumert, D. (1959) Mehrjährige Zuchten einheimischer Strepsipteren. 2. Imagines. Lebenszyklus und Artbestimmung von *Elenchus tenuicornis* Kirby. *Zoologische Beiträge*, 4, 343–409.
- Blair, K.G. (1936) A new genus of Strepsiptera. *Proceedings of the Royal Entomological Society of London*, Series B, 5, 113–117.
- Bohart, R.M. (1937) A new genus and species of Strepsiptera from Canada. *Pan-Pacific Entomologist*, 13, 101–106.
- Bohart, R. M. (1943) New species of *Halictophagus* with a key to the genera in North America (Strepsiptera, Halictophagidae). *Annals of the Entomological Society of America*, 36, 341–359.
- Brailvosky, H. (1974) Una nueva especie de *Stichotrema* Hofeneder 1910 (Strepsiptera: Myrmecolacidae) para México. *Revista de la Sociedad Mexicana de Historia Natural*, 35, 167–173
- Brailvosky, H. (1981) Una nueva especie de *Elenchus* Curtis 1831 (Strepsiptera: Elenchidae) para México. *Anales del Instituto de Biología, Universidad Nacional Autónoma de México*, 51, Series Zoología, (1980) 373–376.
- Brailovsky, H. & Márquez Mayaudon, C. (1974) Una nueva especie Mexicana de *Triozocera* Pierce (Strepsiptera, Mengeidae). *Anales del Instituto de Biología, Universidad Nacional Autónoma de México*, 45, Series Zoología, 105–110.
- Brèthes, J. (1923) Primera contribución para el conocimiento de los “Strepsiptera” argentinos. *Revista de la Facultad de Agronomía de la Universidad de La Plata*, 15, 41–56.
- Cook, J.L. (2001) Review and first new world endemic of the strepsipteran genus *Corioxenos* Blair (Strepsiptera: Corioxenidae: Corioxeninae). *Proceedings of the Entomological Society of Washington*, 103, 396–402.

- Curtis, J. (1831) *Elenchus walkeri* [mit Mitt. von A. H. Haliday]. *British Entomology*, 8, 338–383.
- Hofeneder, K. (1910) *Stichotrema* n.g. *Dalla-Torreanum* n.sp. Eine in einer Orthoptere lebende Strepsiptere. *Zoologischer Anzeiger*, 36, 47–49.
- Hughes, D.P., Beani, L., Turillazzi, S. & Kathirithamby, J. (2003) Prevalence of the parasite Strepsiptera in *Polistes* as detected by dissection of immatures. *Insectes Sociaux*, 50, 62–68.
- Johnston, V. (1972) The female and host of *Triozocera mexicana* (Strepsiptera: Mengenidae). *Annals of the Entomological Society of America*, 6, 671–672.
- Johnston, V. & Morrison, W. (1979) New North America distribution records for four species of Strepsiptera. *Entomological News*, 90, 251–255.
- Kathirithamby, J. (1992) Strepsiptera of Panama and Mesoamerica. In: Diomedes, Q. & Aiello, A. (Eds.), *Insects of Panama and Mesoamerica: Selected Studies*. Oxford University Press, pp. 421–431.
- Kathirithamby, J. & Moya-Raygoza, G. (2000) *Halictophagus naulti* sp. n. (Strepsiptera: Halictophagidae), a new species parasitic in the corn leafhopper. (Homoptera: Cicadellidae) from Mexico. *Annals of the Entomological Society of America*, 93, 1039–1044.
- Kathirithamby, J. & Johnston, J.S. (2004) The discovery after 94 years of the elusive female of a myrmecolacid (Strepsiptera), and the cryptic species of *Caenocholax fenyessi* Pierce sensu lato. *Proceedings of the Royal Society B* (Suppl. 3) 271, S5–S8.
- Kifune, T. & Brailovsky, H. (1987) Two new species of the Mexican Strepsiptera in the collection of the Instituto de Biología, Universidad Nacional Autónoma de México (Notulae Strepsipterologicae-XVIII). *Kontyu*, 55, 132–138.
- Kifune, T. & Brailovsky, H. (1988) Consideración sinóptica de los Estrepsipteros Mexicanos y un prospecto a investigaciones futuras. *Anales del Instituto de Biología, Universidad Nacional Autónoma de México, Serie Zoología*, 58, 221–230.
- Kinzelbach, R.K. (1970) *Loania canadensis* n.gen. n. sp. und die Untergliederung der Callipharixenidae (Insecta: Strepsiptera). *Senckenbergiana Biologica*, 51, 99–107.
- Kinzelbach, R.K. (1971) Morphologische Befund an Fächerflügler und ihre phylogenetische Bedeutung (Insecta: Strepsiptera). *Zoologica*, 119, 256pp.
- Kinzelbach, R.K. (1983) Fächerflügler aus dem dominikanischen Bernstein (Insecta Strepsiptera: Myrmecolacidae). *Verhandlungen des Naturwissenschaftlichen Vereins in Hamburg*, 26, 29–36.
- Kinzelbach, R.K. & Pohl, H. (1994) The fossil Strepsiptera (Insecta: Strepsiptera). *Annals of the Entomological Society of America*, 87, 59–70.
- Kirby, W. (1813) Strepsiptera a new order of insects proposed; and the characters of the order, with those of its genera, laid down. *Transactions of the Linnean Society of London*, 11, 86–123.
- Kogan, M. (1958) A new species of the genus *Triozocera* Pierce from Brazil (Mengeidae, Strepsiptera). *Studia Entomologica*, 1, 421–426.
- Kogan, M. & Oliveira, S.J. (1966) Brazilian Xenidae parasitizing “Polybia” wasps, with the description of a new genus and six new species (Insecta, Strepsiptera). *Revista Brasileira de Biologia*, 26, 345–360.
- Oliveira, S.J. & Kogan, M. (1959) A contribution to the knowledge of the Brazilian Strepsiptera (Insecta). *Memorias do Instituto Oswaldo Cruz*, 57, 219–233.
- Perkins, R.C.L. (1905) Leafhoppers and their natural enemies (pt. 111). Stylopidae). *Bulletin of the Hawaiian Sugar Planters Association Experimental Station*, 1, 90–111.
- Pierce, W.D. (1908) A preliminary review of the classification of the order Strepsiptera. *Proceedings of the Entomological Society of Washington*, 9, 75–85.
- Pierce, W.D. (1909) A monographic revision of the twisted winged insects comprising the order Strepsiptera Kirby. *Bulletin of the United States National Museum*, 66, 232 pp.
- Pierce, W.D. (1911) Notes on insects of the order Strepsiptera, with descriptions of a new species.

- Proceedings of the United States National Museum*, 40 (1834), 487–511.
- Pierce, W.D. (1914) Description of two new species of Strepsiptera parasitic in sugar cane insects. *Proceedings of the Entomological Society of Washington*, 16, 126–129.
- Pierce, W.D. (1918) The comparative morphology of the order Strepsiptera with records and descriptions of insects. *Proceedings of the United States National Museum*, 54, 391–501.
- Pierce, W.D. (1961) A new genus and species of Strepsiptera parasitic on a leafhopper vector of a virus disease of rice and other Gramineae. *Annals of the Entomological Society of America*, 54, 467–474.
- Rossi, P. (1793) Observations de M. Rossi sur un nouveau genre d'Insecte, voisin des Ichneumons. *Bulletin de la Société Philomathique* 1, 49.
- Saunders, S.S. (1872) Stylopidarum, ordinem Strepsipterorum Kirbii constituentium, mihi tamen potius Coleopterorum Familiae, Rhipiphoridis Meloidisque propinqua, Monographia. *Transactions of the Entomological Society of London*, 1872, 1–48.
- Smith, J.W. & Pitts, J.T. (1974) Pest status of *Pangeus bilineatus* attacking peanuts in Texas. *Journal of Economic Entomology*, 67, 111–113.