



Contents lists available at ScienceDirect

Journal of Insect Physiology

journal homepage: www.elsevier.com/locate/jinsphys

Homology of olfactory receptor neuron response characteristics inferred from hybrids between Asian and European corn borer moths (Lepidoptera: Crambidae)

Michael J. Domingue^{a,*}, Callie J. Musto^b, Charles E. Linn Jr.^b, Wendell L. Roelofs^b, Thomas C. Baker^a^a Department of Entomology, Chemical Ecology Lab, Penn State University, University Park, PA 16802, USA^b Department of Entomology, Barton Lab, New York State Agricultural Experiment Station, 630 W. North St., Cornell University, Geneva, NY 14456, USA

ARTICLE INFO

Article history:

Received 24 July 2009

Received in revised form 14 September 2009

Accepted 15 September 2009

Keywords:

Flight tunnels

Olfaction

Ostrinia

Single-cell electrophysiology

Sex pheromones

ABSTRACT

First generation hybrid males from crosses between the Asian corn borer (ACB), *Ostrinia furnacalis*, and the “univoltine Z-strain” European corn borer (ECB), *Ostrinia nubilalis*, were examined with respect to behavioral and physiological responses to ACB and ECB pheromones. The hybrid males often flew to the pheromone of ECB Z-strain, but very rarely to the ACB pheromone. We mapped the tuning profiles of each ORN of the F₁ hybrids with respect to the relevant pheromone components and a common behavioral antagonist by employing differential cross-adaptation and varying doses of the ligands. In the trichoid sensilla of F₁ hybrid males, the three co-compartmentalized ORNs produced spikes that were very difficult to distinguish by size, unlike the parental populations. Comparing the responses to ACB and ECB components at different doses reveals overlapping profiles similar to males of both parental types, but more responsiveness to the ECB pheromone components. We were unable to detect any differences in the ORN tuning profiles when comparing males with different behavioral phenotypes. While the two ECB pheromone races have similar ORN tuning properties that are different from those in ACB, the spike-amplitude patterns of ECB E-strain and ACB have greater homology when compared to ECB Z-strain.

© 2009 Published by Elsevier Ltd.

1. Introduction

Reproductive traits have often been given a primary role in assessing the evolutionary relationships among populations and species as they provide strong evidence of reproductive isolation, the cornerstone of the Biological Species Concept (Mayr, 1963; Dobzhansky, 1970). Despite the role reproductive isolation is presumed to have played in creating phylogenetic patterns, understanding the mechanisms by which reproductive traits evolve during speciation events continues to be a challenge (Marshall et al., 2008; Smadja and Butlin, 2009). Furthermore, there is ongoing debate as to the relative importance of sexual traits versus ecological forces in the speciation process (Rundle and Nosil, 2005; Sueur et al., 2007; Seehausen et al., 2008).

Ostrinia moths represent a group that has been studied in the context of such multiple evolutionarily significant traits. There are conflicting phylogenies for the group constructed from analyses of morphological traits (Mutuura and Munroe, 1970) and mitochondrial DNA sequences (Kim, 1997). Patterns inferred from such analyses are also difficult to fully reconcile with patterns of reproductive isolating traits across the genus such as pheromone biology, host plant preference differentiation, or the ability to

hybridize (Ishikawa et al., 1999; Frolov et al., 2007). Two species within the trilobed uncus group, the European corn borer (ECB), *Ostrinia nubilalis*, and the Asian corn borer (ACB), *Ostrinia furnacalis*, have been most intensely studied with respect to the biochemical and physiological mechanisms of sex pheromone differentiation.

Like most other *Ostrinia* species, ECB uses (Z)-11-tetradecenyl acetate (Z11-14:OAc) and (E)-11-tetradecenyl acetate (E11-14:OAc) in its pheromone blend (Ishikawa et al., 1999). There are two ECB strains. The E-strain [ECB(E)] has 99% E11-14:OAc and 1% Z11-14:OAc in its blend, whereas the Z-strain [ECB(Z)] uses a reverse 97:3 ratio of Z11- and E11-14:OAc (Kochansky et al., 1975; Glover et al., 1987). The ACB pheromone stands out as unusual among all *Ostrinia*, consisting of variable blends of (E)-12-tetradecenyl acetate (E12-14:OAc) and (Z)-12-tetradecenyl acetate (Z12-14:OAc) (Klun et al., 1980; Ando et al., 1980; Boo and Park, 1998; Linn et al., 2007). Thus, the lineage leading to the ACB clearly experienced a shift in the production from the Δ-11-tetradecenyl acetates to the Δ-12-tetradecenyl acetates, which appears to have involved the activation of a desaturase gene used by ACB that is present but not active in ECB pheromone production (Roelofs et al., 2002).

Several aspects of the olfactory processing of sex pheromones in these species also have been investigated. Both species have two olfactory receptor neurons (ORNs) that respond to their own pheromone components. The ORNs of ACB and ECB(E) have been shown to regularly respond to the opposing species' pheromone components (Takanashi et al., 2006; Domingue et al., 2007a,b,

* Corresponding author. Tel.: +1 814 863 1768; fax: +1 814 863 4439.
E-mail address: mjdomingue@gmail.com (M.J. Domingue).

2008). Both of these species also have a third ORN that selectively responds to (Z)-9-tetradecenyl acetate (Z9-14:OAc), a behavioral antagonist that significantly reduces attraction when co-emitted at very small proportions with the normally attractive pheromone blend (Hansson et al., 1987; Glover et al., 1989; Takanashi et al., 2006; Linn et al., 2007).

First generation hybrid male offspring of ACB and ECB(E) showed overlapping behavioral and physiological response profiles when presented with the pheromones of either parental type, indicating incomplete reproductive isolation (Domingue et al., 2008). The largest spike-size ORN was very broadly tuned in both ACB and ECB(E) and often responded to all of the Δ -11- and Δ -12-tetradecenyl acetates. However, this neuron was most responsive to E11-14:OAc in ECB(E), to E12-14:OAc and Z12:14:OAc equally in ACB, and to all three of the compounds in the F₁ hybrids. There were similar overlapping response profiles on the smallest spike-size ORN of the ACB \times ECB(E) F₁ hybrids. This ORN responded to both Z11-14:OAc and E12-14:OAc, which are the respective ligands that stimulate the small spike-size ORN in ECB(E) and ACB males. The medium spike-size ORN remained tuned to Z9-14:OAc in ACB, ECB(E), and F₁ hybrid males.

The ORN profiles of F₁ hybrids between ACB \times ECB(E) thus showed a pattern of overlapping response characteristics with respect to the two parental populations. This pattern differs in several respects from that revealed by examinations of F₁ hybrids between the ECB(E) and ECB(Z) populations (Hansson et al., 1987; Roelofs et al., 1987). Similar to ECB(E), ECB(Z) has ORNs tuned to Z11-14:OAc, E11-14:OAc, and Z9-14:OAc, but the ORN tuned to Z11-14:OAc is of larger amplitude than the one tuned to E11-14:OAc. In the ECB(E) \times ECB(Z) F₁ hybrids there are three ORNs tuned to Z11-14:OAc, E11-14:OAc, and Z9-14:OAc, but the spike amplitudes are indistinguishable (Hansson et al., 1987). More recently it has been discovered that in males of the parent populations, the glomerular targets of the larger and smaller pheromone-responding ORNs are the same in either species regardless of the ligand-specific tuning properties (Kárpáti et al., 2008). Thus, while the developmental processes causing these olfactory differences between the ECB pheromone strains are not yet fully clear, they do have a different peripheral olfactory arrangement.

To more fully elucidate the relative differences in the olfactory systems of the ECB(E), ECB(Z) and ACB populations, we performed physiological and behavioral analyses of the F₁ hybrids between ECB(Z) and ACB. The goals were to determine whether the spike-size relationships would become obscure for these hybrids as they did when ECB(E) and ECB(Z) were crossed, and to determine whether the ORNs of the hybrids have overlapping response characteristics in a similar pattern to the F₁ hybrids between ECB(E) and ACB. Observations of hybrid male flight to the ECB and ACB sex pheromones were obtained to determine the degree to which these olfactory response characteristics might potentially affect premating isolation.

2. Materials and methods

2.1. Insects

ECB(Z) male moths were obtained from a colony of the “univoltine Z” strain of ECB that has been maintained in the laboratory of W.L. Roelofs in Geneva, NY as previously described (Roelofs et al., 1985). ACB male moths were obtained from another colony briefly kept in Geneva (Linn et al., 2007), and derived from insects provided by Jin Kyo Jung, National Institute of Crop Sciences, South Korea. All moths were maintained at 25 °C, 16:8 L:D photoperiod, using the protocols established in Roelofs et al. (1985). Reciprocal F₁ hybrid crosses were obtained using rearing procedures identical to those used within species. Some males were behaviorally assayed in

Geneva, NY shipped overnight to State College, PA for physiological analyses. Others that were only physiologically examined were shipped to State College as pupae where they emerged as adults. Details of the handling of moths as they were transported follows previously described protocols (Domingue et al., 2007a).

2.2. Behavioral assay

Males were tested in the sustained-flight tunnel in the Geneva lab during their second to third night as adults, under standard conditions for *Ostrinia* (Glover et al., 1989; Linn et al., 1997). Adult moths were tested individually and a positive response consisted of upwind flight (1.75 m distance) in the odor plume and contact with the rubber septum source. Combinations of Z11-, E11-, Z12-, and E12-14:OAc matching the pheromone blends of ACB (2:1 Z12- to E12-14:OAc), the Z-strain of ECB (97:3 Z11- to E11-14:OAc), and the E-strain of ECB (1:99 Z11- to E11-14:OAc) were used for flight-tunnel lures. During each daily testing period all of the males were tested to the three pheromone blends. Each day the order of presentation was changed. Mixtures were prepared in HPLC-grade hexane and 30 μ g of the appropriate blend applied to red rubber septa (Thomas Scientific, Swedesboro, NJ; Glover et al., 1989; Linn et al., 1997).

2.3. Single-cell electrophysiology

Antennal sensilla were tested for ORN responses using the cut sensillum technique (Kaisling, 1974; van der Pers and den Otter, 1978), employed on cut antennae as modified for *Ostrinia* (Domingue et al., 2006, 2007a,b, 2008). The AC signal passed through an amplifier (DAM50, World Precision Instruments, Sarasota, FL, USA) and was recorded using a computer (Syntech Autospike v.32; Syntech, Hilversum, The Netherlands).

In these *Ostrinia* species, most sensilla have three co-compartmentalized ORNs, two of which respond to pheromone components, and another to the behavioral antagonist (Hansson et al., 1987; Takanashi et al., 2006; Domingue et al., 2007a). There is also evidence in the ECB(E) strain that some sensilla, more often those located distally, have fewer ORNs (Hallberg et al., 1994). All the sensilla we sampled were from the basal area of the antenna, where they are more likely to have three co-compartmentalized ORNs.

Dilutions of Z11-, E11-, Z12-, E12-, and Z9-14:OAc in HPLC-grade hexane were used to create odor cartridges containing doses of 1, 10, 30, or 100 μ g. The headspaces within such cartridges were pulsed into a humidified airstream leading to the antenna as described previously (Domingue et al., 2006). Syntech software was used to count the number of spikes occurring within 300 ms of the first appearance of a spike. We did not consider spontaneous background activity as it was immeasurably small for ACB, ECB, or F₁ hybrid ORNs (Fig. 1).

In some experiments paired stimulations were performed at 0.3 s intervals to assess the degree to which differential adaptation occurs. In such cases we counted spikes within 300 ms of the first appearance of neuronal activity and then again for the second burst of activity, which was usually approximately 300 ms later. Occasionally, the spike trains associated with these paired stimulations overlapped, which usually involved different ORNs responding to either puff. In such cases, spikes arising from stimulation by the first compound could easily be separated from those associated with the second compound by spike amplitude and/or the tempo of the spike train.

2.4. Mapping ORN response characteristics

The first objective of our electrophysiological analyses was to clarify which compounds stimulated the same ORNs in the F₁

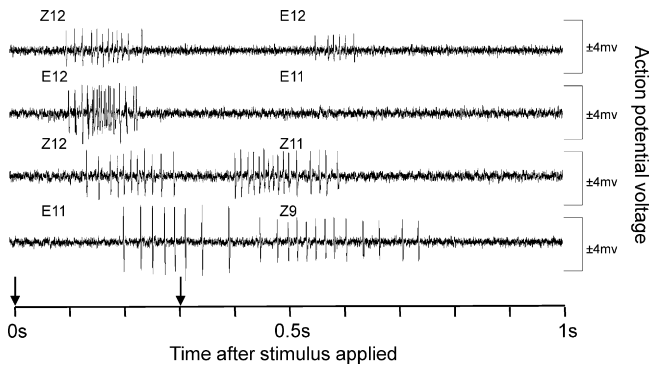


Fig. 1. Example traces of paired stimulations used to determine response profiles of F₁ hybrid male ORNs that have similar spike amplitudes. Arrows indicate the timing of application of either chemical. All examples shown here are from hybrids resulting from ACB males crossed to ECB(Z) females.

hybrids. This information is already known for ACB and ECB(Z) males where response characteristics of the three co-compartmentalized ORNs have been previously described (Hansson et al., 1987; Takanashi et al., 2006; Domingue et al., 2007a). In both parent populations, the pheromone-responsive ORNs have distinct spike amplitudes that facilitate the mapping of their ORN response profiles.

It became apparent from preliminary experiments that the ORNs of ACB × ECB(Z) F₁ hybrids do not have easily distinguished spike-amplitude differences. To map the response profiles of the three co-compartmentalized ORNs in the F₁ hybrids we performed paired-stimulation experiments using the five compounds of interest. For this number of compounds it was impractical to perform paired stimulations of each possible pair in either order. Thus, we performed a more limited array of paired stimulations, focusing primarily on determining which compounds within the ACB and ECB pheromone can cause adaptation that prevents ORN responses to the ECB components or the antagonist. ANOVA with the Tukey's adjustment for multiple paired comparisons was performed to compare spike frequency elicited by the second compound according to which initial compound was used. For statistical analyses total spike count was used, despite our ability to sometimes recognize that one compound was causing responses in two ORNs. This approach was used because the intent of the tests was to determine if one compound could prevent spike activity by another.

2.5. Quantifying relative spike amplitudes

After mapping the ORN response affinities, we also quantified the spike-amplitude differences among the ORNs. The F₁ hybrid paired-stimulation data, described above in the context of assessing differential adaptation, was also used to compare spike amplitudes. For ACB, paired-stimulation experiments had also been previously performed using identical laboratory conditions for E12-, Z12-, and Z9-14:OAc (Domingue et al., 2007a), and analyzed for relative spike amplitudes (Domingue et al., 2008). Additional paired stimulations were performed on ECB(Z) males, using E11-, Z11-, and Z9-14:OAc to allow relative comparison to the ACB and F₁ hybrid populations under the same experimental conditions.

Relative spike amplitudes were calculated using the peak-finder function in Labview as previously described (Domingue et al., 2008). For the F₁ hybrids, the paired-stimulation traces were separated according to which ORN was stimulated by each compound. We used a conservative approach to prevent incorrect classification of spikes. For example, because E12-14:OAc often stimulated two ORNs with similar spike amplitudes, we did not use any data from this compound in our analyses. In other cases clearly

extraneous spikes were not considered. Within each population, an ANOVA was performed to test the significance of each comparison. Because the experiment had a nested design with multiple spikes being measured per sampling event, our ANOVA included the factors for Spike-Size Category and the Sampling Event (nested in Spike-Size Category). A Bonferoni correction was used to account for the multiple comparisons employed.

2.6. Dose-response relationships

We obtained dose-response curves for the F₁ hybrids and for the ECB(Z) population. The ECB(Z) population has never been characterized with respect to responsiveness to E12- and Z12-14:OAc in previous studies. Both F₁ hybrid reciprocal crosses and ECB(Z) males were analyzed at similar ages (2-7 days old). Our prior experiences with ACB and both ECB strains have shown that responses to the non-behaviorally active pheromone blend components are weak, and detectable only if presented before the behaviorally active compounds. Thus, for the ECB(Z) and the F₁ hybrids, ACB components were applied before the ECB components because there was already had preliminary behavioral and physiological data indicating that stronger affinity for the ECB pheromone.

For the first population analyzed, ECB(Z) ♂ × ACB ♀ F₁ hybrids, we used a dose series of 1, 10, and 100 μg. We began with the two ACB components in either order at 1 μg, followed by the 10 and 100 μg doses. When possible we continued stimulating the same sensillum with the ECB components using a similar alternating pattern with respect to E11-14:OAc and Z11-14:OAc at increasing doses. At the end we applied Z9-14:OAc at 100 μg. However, as is typical for both parental species (Domingue et al., 2007a,b), connections were occasionally lost before the protocol could be completed on a single sensillum. Because of the limited availability of F₁ hybrid moths, when contacts were lost after completing all doses for the ACB components, we contacted a new sensillum and began by using only the ECB components and Z9-14:OAc. If possible, we would begin the entire protocol again with the ACB components on another sensillum. The protocol was performed similarly for F₁ hybrids of the opposite ACB ♂ × ECB(Z) ♀ direction with the exception that a 10, 30, and 100 μg series was used, which was deemed more appropriate after the ECB(Z) ♂ × ACB ♀ data had been analyzed.

For the ECB(Z) population a similar protocol was used testing ACB components before the ECB components. Because the supply of moths was plentiful, we were able to develop an optimal protocol where Z12- and E12-14:OAc were presented in a 10, 30, and 100 μg series and Z11- and E12-14:OAc in a 1, 10, and 100 μg series. Furthermore, because the moths were plentiful, sensilla

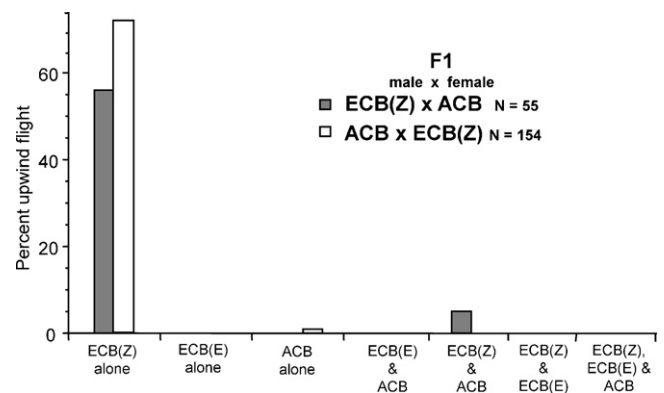


Fig. 2. Phenotypic distribution of F₁ hybrids with respect to whether they flew upwind to the ECB(E), ECB(Z), or ACB pheromone blends or to more than one blend. Percentages are with respect to the total number of males tested in either of the bidirectional crosses.

269 were always sampled such that all four desired dose-response
270 series were obtained. We did not sample more than one sensillum
271 per antenna in males of this population.

272 2.7. Behavior-physiology comparisons

273 Comparisons of the ORN response data were made using the
274 groupings of $ACB\delta \times ECB(Z)\delta$ F₁ hybrid males as responders to (1)
275 ECB(Z) blend alone, (2) the ECB(Z) and ACB blends, or (3) none of the
276 pheromone blends presented. The same electrophysiology sampling
277 protocol was used as for the other $ACB\delta \times ECB(Z)\delta$ F₁ hybrid males.

3. Results

3.1. Behavioral assay

280 For males derived from either reciprocal cross, the most common
281 behavioral outcome was flight to only the ECB(Z) pheromone (Fig. 2).
282 Among the male offspring of the $ACB\delta \times ECB(Z)\delta$ cross, 63% flew to
283 only to the ECB(Z) pheromone, while 56% of the offspring of $ECB(Z)\delta$
284 $\times ACB\delta$ did. Only 5% of the $ECB(Z)\delta \times ACB\delta$ crosses flew to both the
285 ECB(Z) and ACB pheromones. There was also a rare phenotype (2%)
286 in the $ACB\delta \times ECB(Z)\delta$ cross that flew to the ACB pheromone alone.
287 For both reciprocal crosses the remaining 35-39% of male offspring
288 were behaviorally inactive.

3.2. Mapping ORN response characteristics

290 The ORN responses of F₁ hybrids showed that all of the
291 pheromone components produced spikes with similar amplitudes
292 (Fig. 1). In the case of E12-14:OAc, two overlapping spike trains with

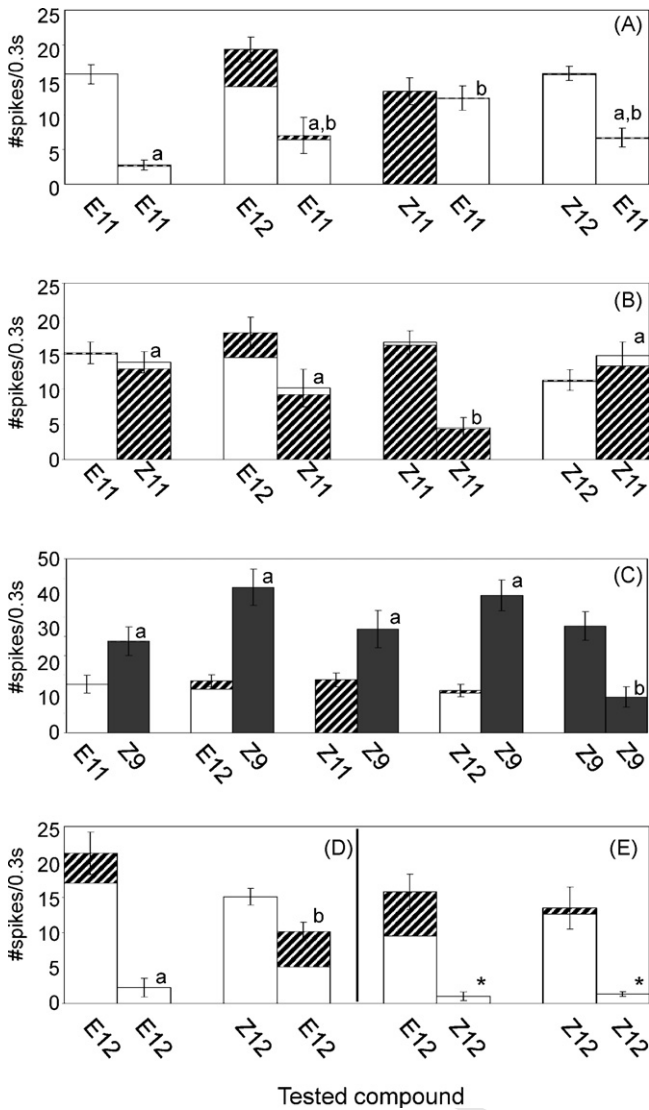


Fig. 3. Spike frequencies of ORN responses upon stimulation with pairs of compounds at a 300 ms interval. Sample sizes as indicated within each part of the figure from left to right performed are as follows: (A) N = 12, 8, 8, and 14; (B) N = 15, 14, 13, and 11; (C) N = 9, 10, 8, 12, and 10; (D) N = 4 and 12; (E) N = 9 and 6. Data are pooled from both sets of reciprocal hybrid crosses. Statistical analyses were performed using total spike count (mean ± SE indicated). Lowercase letters within parts A, B, C, and D indicate pairwise comparisons of the total spike frequencies of the ORNs to the second compound (Tukey's correction, α = 0.05). After interpreting these statistical analyses, in conjunction with an analysis of spike-amplitude differences (Fig. 4), the spikes within each observation were assigned to different classes, which are presented by different shading patterns. The bars representing the most broadly tuned pheromone-responsive ORNs in the parent populations are shaded white. Those for the more narrowly tuned pheromone-responsive ORN are shaded with striped patterns. One ORN, shaded black, is always primarily responsive to the antagonist. *For the two observations in part E, the spike frequency of Z12-14:OAc when presented second is usually zero, precluding similar statistical comparisons.

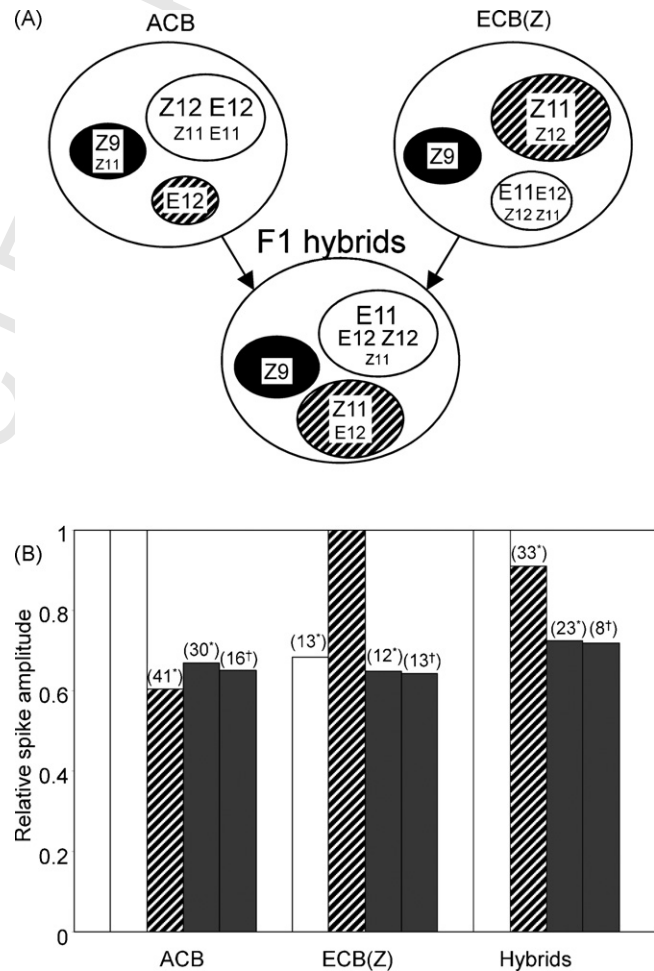


Fig. 4. Spike-amplitude patterns relative to the largest spike-size ORN for ACB, ECB(Z) and their F₁ hybrids, depicted (A) pictorially and (B) graphically. The smaller circles represent the dendrites of each ORN, with their diameters proportional to their relative spike amplitudes. The ligands causing a response by each ORN are abbreviated within these circles, with the font size being proportional to the spike frequency elicited by each ligand. The histogram is similarly shaded with different patterns to indicate the different ORNs, which are consistently used throughout the manuscript. *Sample sizes for comparisons of the smaller spike-amplitude ORNs to the largest spike-amplitude ORN within each population, which are all significant (p < 0.001, Bonferoni correction). †Sample sizes for comparisons based on the two smallest spike-amplitude ORNs, which are all not significant (p > 0.05, Bonferoni correction).

293 similar amplitudes can be observed. Usually, as visible on the last
294 line of Fig. 1, the ORN responding to Z9-14:OAc produced a spike
295 with a noticeably smaller amplitude. An analysis of the paired
296 stimulations (Fig. 3) allowed us to map which ligands stimulated
297 which ORNs. None of the pheromone compounds when presented
298 first caused a significant reduction in the ORN response to the
299 antagonist, Z9-14:OAc (Fig. 3C). Thus, we presume that this ORN is
300 stimulated only by the antagonist. The compound, E11-14:OAc,
301 caused only one ORN to respond. There were no significant
302 differences in spike counts of E11-14:OAc after either E11-, E12-,
303 or Z12-14:OAc were presented (Fig. 3A). However, there was a
304 significantly greater spike frequency to E11-14:OAc when presented
305 after Z11-14:OAc. Likewise, the spike frequency of Z11-14:OAc
306 responses was reduced after a previous puff of Z11-14:OAc but not
307 by E11-, E12-, or Z12-14:OAc (Fig. 3B), indicating that the remaining
308 ORN was primarily responsive to Z11-14:OAc. Thus, it can be
309 inferred that E11-, E12-, or Z12-14:OAc stimulated the same ORN,
310 whereas another was primarily stimulated by Z11-14:OAc.

311 As noted above, E12-14:OAc often exhibited two ORN
312 responses, both similar in spike amplitude. Since one of these
313 ORNs was commonly stimulated by E12-14:OAc, E11-14:OAc, and
314 Z12-14:OAc, the identity of the other ORN targeted by E12-14:OAc
315 needed to be determined. Presuming the constraints of three co-
316 compartmentalized ORNs, either of the ORNs responsive primarily
317 to Z11-14:OAc or Z9-14:OAc must be involved. The weaker ORN
318 response to E12-14:OAc does not appear to be strong enough to
319 adapt that neuron to prevent a full response to the primary ligand.
320 Similarly, sometimes Z11-14:OAc, and even very rarely E11- or
321 Z12-14:OAc, caused very low frequency responses on a second
322 neuron. To resolve the identities of the ORNs causing these
323 secondary responses it was also instructive to reconsider the spike
324 amplitudes. In each of these cases the two ORNs stimulated by the
325 single pheromone component had very similar spike amplitudes.
326 Since the ORN responding to Z9-14:OAc is characterized by a
327 noticeably smaller spike size, it was presumed that such responses

328 were not on this ORN. Thus, the weaker secondary response to any
329 pheromone component was assigned to the opposite pheromone-
330 responsive ORN. This interpretation is further supported by the
331 cross stimulation experiments involving E12-, and Z12-14:OAc.
332 Repeated stimulations involving E12-14:OAc lead to a reduction in
333 the total number of spikes, including the complete absence of a
334 response by a second ORN (Fig. 3D). However, two ORNs responded
335 to E12-14:OAc at similar frequencies if it was applied after Z12-
336 14:OAc, indicating that Z12-14:OAc only caused adaptation of the
337 ORN more strongly stimulated by E12-14:OAc. In turn both E12-,
338 and Z12-14:OAc caused adaptation of the ORN stimulated by Z12-
339 14:OAc (Fig. 3E).

3.3. Quantifying relative spike amplitudes

340 Both ACB and ECB(Z) are characterized by a large spike-size
341 ORN that responds to pheromone components, and two other
342 ORNs that are smaller and more similar to each other in spike
343 amplitude (Fig. 4). One of the smaller ORNs is responsive primarily
344 to pheromone components, and the other to the behavioral
345 antagonist. In the F₁ hybrids, the two pheromone components
346 caused spikes of similar size, with the smaller of the two being 94%
347 the size of the other. The action potential of the ORN responding to
348 the antagonist was 72% of the size of that created by the ORN with
349 the largest spike size. Most of the spike-amplitude comparisons
350 were significant with the exception of those marked in Fig. 4. In
351 such cases the spike amplitudes were either very close in size, or
352 the comparisons were not highly replicated.
353

3.4. Dose-response relationships

354 ACB response to the ACB and ECB pheromone components of
355 interest are depicted from a previous study (Fig. 5A). Males from
356 ECB(Z) had high frequency responses to Z11-14:OAc on a large
357 spike-size ORN and to E11-14:OAc on a small spike-size ORN
358

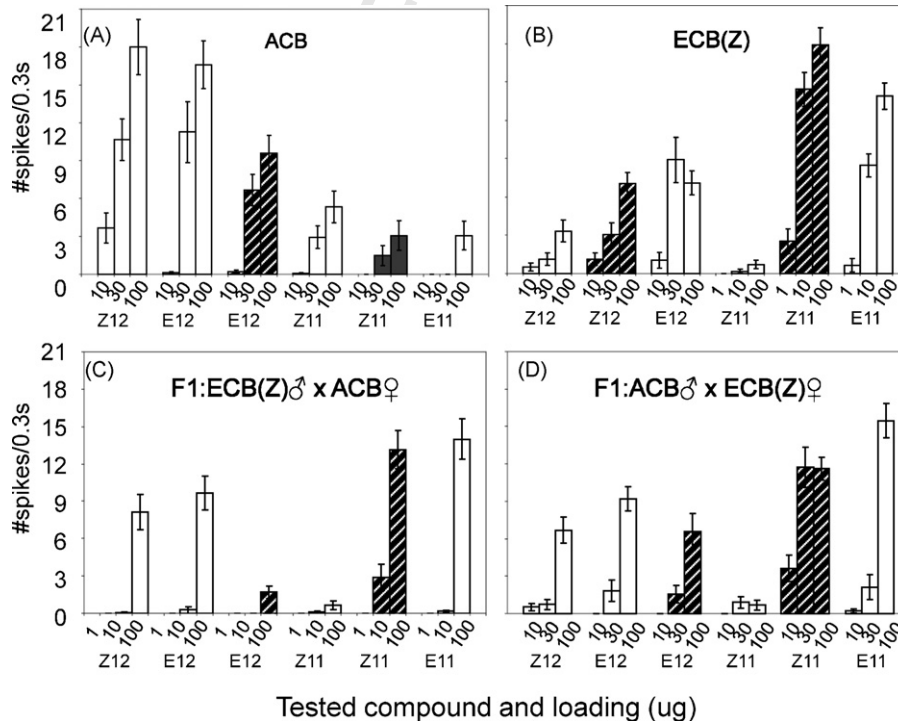


Fig. 5. ORN response (mean + SE) to increasing pipette loadings of Z12-14:OAc, E12-14:OAc, Z11-14:OAc, and E11-14:OAc for (A) ACB males (N = 21 for all compounds), (B) ECB Z-strain males (N = 21 for all compounds), (C) ECB(Z)♂ × ACB♀ derived F₁ hybrid males (N = 22 for E12-/Z12-14:OAc, N = 20 for E11-/Z11-14:OAc), and (D) ACB♂ × ECB(Z)♀ derived F₁ hybrid males (N = 21 for all compounds). The shading patterns used for the different ORN spike sizes are as outlined in Fig. 4.

(Hansson et al., 1987) (Fig. 5B). The smaller spike ORN is also responsive to all of the other ECB and ACB pheromone components at varying levels, most strongly to E12-14:OAc. Aside from the expected response to Z11-14:Ac, the large spike-size ORN responded to only Z12-14:OAc.

The F₁ hybrid males, as observed in the paired-stimulation experiments, showed one ORN primarily responsive to Z11-14:OAc, and another primarily responsive to E11-, E12-, and Z12-14:OAc (Fig. 5C and D). Despite the different scale used for the response series, the responses were similar between the two populations resulting from the reciprocal crosses. However, for the ACB_♂ × ECB(Z)_♀ offspring (Fig. 5D) the secondary responses to E12-14:OAc, which is on the ORN that is highly responsive to Z11-14:OAc, were of greater spike frequency than observed in the reciprocal ECB(Z)_♂ × ACB_♀ cross (Fig. 5C).

3.5. Behavior-physiology comparisons

All of the groupings of ACB_♂ × ECB(Z)_♀ F₁ hybrid behavioral responses showed similar ORN response characteristics (Fig. 6). The most common behavioral group, consisting of moths responding to the ECB(Z) pheromone blend (Fig. 6A) had an ORN tuning profile nearly identical to the randomly sampled moths from the population (Fig. 5D). The remaining groups, which

included those flying to both the ACB and ECB(Z) blends (Fig. 6B) and those with no flight to recorded pheromones also had similar ORN tuning properties. However, the physiological analysis was not highly replicated in these cases. There is perhaps lower sensitivity to the pheromones overall in the moths flying to ECB(Z) and ACB pheromones (Fig. 6C). However, the low level of replication precludes statistical analyses of any such differences.

4. Discussion

With respect to ECB(Z) and ACB hybrids, flight to the ECB(Z) pheromone is a dominant trait. This dominance is stronger than that previously described in crosses between the ECB(E) and ACB strains (Domingue et al., 2008), which also favored flight to the ECB parental blend. While a similar percentage of the ACB × ECB(E) offspring flew to the ECB(E) pheromone as ACB × ECB(Z) offspring flew to the ECB(Z) blend, in the previous study 20% of ACB × ECB(E) offspring also flew to the ACB blend. The rare occurrences of ACB × ECB(Z) F₁ hybrids flying to the ACB blend were of a similar percentage to that found in the ECB(Z) parental population (Linn et al., 2003).

The male F₁ hybrid offspring of crosses between ECB(Z) and ACB were similar to ECB(E) × ECB(Z) F₁ hybrids (Hansson et al., 1987) in that spike sizes of the different pheromone-responsive ORNs could not be easily distinguished. Considering that there was no such dramatic change in relative spike-size amplitude relationships of ORNs of F₁ hybrids between ECB(E) and ACB (Domingue et al., 2008), the ECB(Z) males appear to have distinct modes of ORN spike-amplitude patterning versus both ECB(E) and ACB (Fig. 7). It was previously shown in ECB that spike-amplitude patterns are related to dendrite diameter. While the trichoid sensilla of ECB(E) and ECB(Z) males have distinct diameters, the dendrites of the co-compartmentalized ORNs of F₁ hybrid males have similar diameters, which produce indistinguishable ORN spike amplitudes (Hansson et al., 1994). As in the ECB parental strains, the trichoid sensilla of ACB males also have ORN dendrites with distinct diameters (Takanashi et al., 2006). Thus, the F₁ hybrid males from crosses between ACB and ECB(Z), which have three co-compartmentalized ORNs with similar action potential amplitudes likely have dendrites with similar diameters.

Given the changes that would be required for the evolution of the olfactory differences observed among ECB(E), ECB(Z), and ACB, the peripheral olfactory system of ECB(E) might best reflect that of the most recent common ancestral population. ACB and ECB(E) F₁ hybrids showed a nearly perfect overlap of tuning profiles of the two parent species, with relative spike amplitudes changing very little in comparison to both parents. Thus, to allow a population with an olfactory system like ECB(E) to evolve to one like ACB, the only alteration that is required is that the tuning profiles of the ORNs shift from the Δ-11- to the Δ-12-tetradecenyl acetates. However, for a population with an olfactory system like ECB(Z) to evolve into one similar to ACB, in addition to the tuning of the ORNs shifting from the Δ-11- to the Δ-12-tetradecenyl acetates, a change would be required in how the relative action potential relationships are produced. It thus seems likely that the olfactory system of ECB(Z) is more recently derived.

Our inference that the ACB peripheral olfactory system is more similar to ECB(E) differs from of the pattern of homology observed in the biochemical pathways of pheromone production. The reductase system of ACB is more efficient at converting Z11-14-tetradecenoic acid to Z11-14:OAc than E11-14-tetradecenoic acid to E11-14:OAc (Zhao et al., 1995). Further supporting the similarities of ECB(Z) and ACB with respect to pheromone biochemistry, the reductase system of ECB(Z) is able to convert E12-14-tetradecenoic acid to E12-14:OAc, whereas ECB(E) could not convert either of the Δ-12-tetradecenoic acids to the Δ-12-

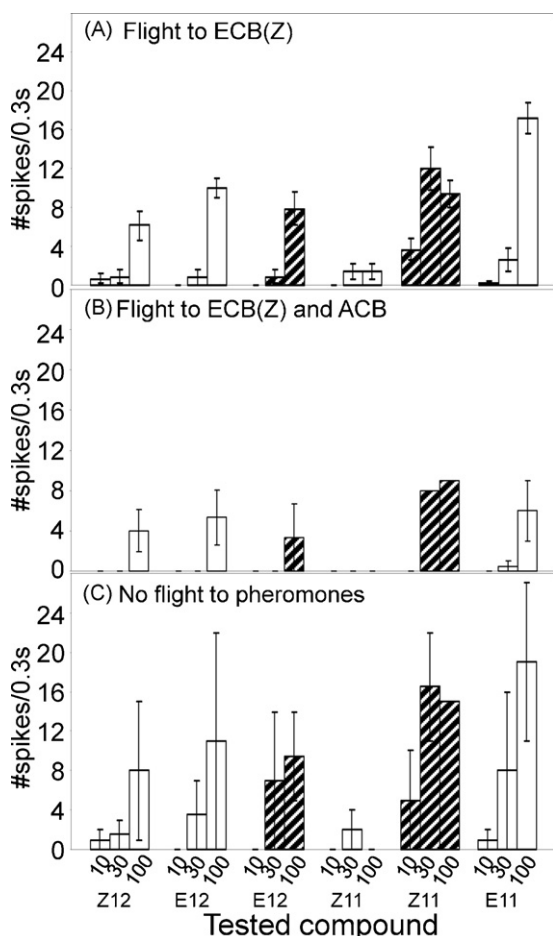


Fig. 6. ORN response (mean + SE) to increasing pipette loadings of Z12-14:OAc, E12-14:OAc, Z11-14:OAc, and E11-14:OAc for behaviorally characterized ACB_♂ × ECB(Z)_♀ males; (A) responding only to the ECB Z-strain blend ($N=9$ for all compounds), (B) responding to the ACB and ECB Z-strain blends ($N=3$ for E12- and Z12-14:OAc, $N=2$ for E11- and Z11-14:OAc), and (C) not responding to ACB or ECB(Z) blends ($N=2$ for all compounds). The shading patterns used for the different ORN spike sizes are as outlined in Fig. 4.

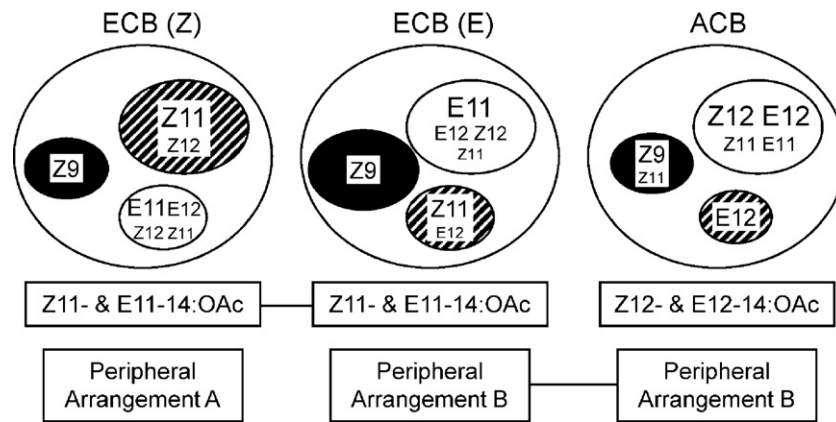


Fig. 7. Summary of ORN differences among males of the ECB pheromone races and the ACB. Each larger circle represents a cross-section of a sensillum. The smaller circles represent the dendrites of each ORN, with their diameters proportional to their relative spike amplitudes. The ligands causing a response by each ORN are abbreviated within these circles. The font size provides a general indication of the relative differences in spike frequency response elicited by each ligand. The ORNs from the different populations shaded similarly have overlapping response characteristic in inter-population hybrids (see also Hansson et al., 1987; Domingue et al., 2008).

tetradecenyl acetates (Zhu et al., 1996). This conflicting pattern of population differences when considering pheromone biosynthesis versus olfactory perception, suggests that the ancestral species preceding ACB and ECB may have been different from any of the existing populations with respect to these characters.

Comparing the complete tuning profiles for each ORN to both the ACB and ECB pheromone components in ECB(Z) and ECB(E) (Fig. 7) provides further insight into the distinct olfactory systems of these races. Between the two strains, the glomerular targeting of the neurons is constant with respect to spike amplitude, but reversed with respect to Z11-14:OAc versus E11-14:OAc specificity (Kárpáti et al., 2008). Our results indicate that the reversed functional topology observed by Kárpáti et al. (2008) extends beyond the identity of the primary input for each ORN to also include the breadth of the tuning of these ORNs. In ECB(Z), the small spike-size ORN, which is most strongly responsive to E11-14:OAc, is broadly receptive to all the ECB and ACB pheromone components. Conversely, in ECB(E) the large spike-size ORN is similarly tuned to E11-14:OAc, while it is also capable of being stimulated by the other ECB and ACB pheromone components (Domingue et al., 2007b, 2008). The ORN responding best to Z11-14:OAc is more narrowly tuned, regardless of its relative spike amplitude across the two ECB strains. However, the tuning profiles of the ORNs primarily tuned to Z11- or E11-14:OAc are not identical in all respects in ECB(Z) versus ECB(E) (Fig. 7). Thus, other random or selective population processes appear to have affected the secondary tuning properties of these ORNs since the divergence of these strains.

Acknowledgments

We thank Kathy Poole for help in maintaining the ECB and ACB colonies. Andy Myrick of Penn State University assisted in providing technical support for the spike-amplitude calculations. The project was funded by NSF IBN #034340, to WLR and TCB.

References

- Ando, T., Saito, O., Arai, K., Takahashi, N., 1980. (Z)- and (E)-tetradecenyl acetates: sex pheromone components of oriental corn borer (Lepidoptera: Pyralidae). *Agricultural and Biological Chemistry* 44, 2643-2649.
- Boo, K.S., Park, J.W., 1998. Sex pheromone of the Asian corn borer moth, *Ostrinia furnacalis* (Guenee) (Lepidoptera: Pyralidae) in South Korea. *Journal of Asia-Pacific Entomology* 1, 77-84.
- Dobzhansky, T., 1970. *Genetics of the Evolutionary Process*. Columbia University Press, New York.
- Domingue, M.J., Linn Jr., C.E., Roelofs, W.L., Baker, T.C., 2006. Effects of egg-to-adult development time and adult age on olfactory neuron response to semiochemicals in European corn borers. *Journal of Insect Physiology* 52, 975-983.

- Domingue, M.J., Musto, C.J., Linn Jr., C.E., Roelofs, W.L., Baker, T.C., 2007a. Evidence of olfactory antagonistic imposition as a facilitator of evolutionary shifts in pheromone blend usage in *Ostrinia* spp. (Lepidoptera: Crambidae). *Journal of Insect Physiology* 53, 488-496.
- Domingue, M.J., Musto, C.J., Linn Jr., C.E., Roelofs, W.L., Baker, T.C., 2007b. Altered olfactory receptor neuron responsiveness in rare *Ostrinia nubilalis* males attracted to the *O. furnacalis* pheromone blend. *Journal of Insect Physiology* 53, 1063-1071.
- Domingue, M.J., Musto, C.J., Linn Jr., C.E., Roelofs, W.L., Baker, T.C., 2008. Olfactory neuron responsiveness and pheromone blend preference in hybrids between *Ostrinia furnacalis* and *Ostrinia nubilalis* (Lepidoptera: Crambidae). *Journal of Insect Physiology* 54, 1261-1270.
- Frolov, A.N., Bourguet, D., Ponsard, S., 2007. Reconsidering the taxonomy of several *Ostrinia* species in the light of reproductive isolation: a tale for Ernst Mayr. *Biological Journal of the Linnean Society* 91, 49-72.
- Glover, T.J., Tang, X.H., Roelofs, W.L., 1987. Sex pheromone blend discrimination by male moths from E and Z strains of European corn borer. *Journal of Chemical Ecology* 13, 143-152.
- Glover, T.J., Perez, N., Roelofs, W.L., 1989. Comparative analysis of sex pheromone-response to antagonists in three races of European corn borer. *Journal of Chemical Ecology* 15, 863-873.
- Hallberg, E., Hansson, B.S., Steinbrecht, R.A., 1994. Morphological characteristics of antennal sensilla in the European corn borer *Ostrinia nubilalis* (Lepidoptera: Pyralidae). *Tissue and Cell* 26, 489-502.
- Hansson, B.S., Löfstedt, C., Roelofs, W.L., 1987. Inheritance of olfactory response to sex pheromone components in *Ostrinia nubilalis*. *Naturwissenschaften* 74, 497-499.
- Hansson, B.S., Hallberg, E., Löfstedt, C., Steinbrecht, R.A., 1994. Correlation between dendrite diameter and action potential amplitude in sex pheromone specific receptor neurons in male *Ostrinia nubilalis*. *Tissue Cell* 26, 503-512.
- Ishikawa, Y., Takanashi, T., Kim, C.-G., Hoshizaki, S., Tatsuki, S., Huang, Y., 1999. *Ostrinia* spp. in Japan: their host plants and sex pheromones. *Entomologia Experimentalis et Applicata* 91, 237-244.
- Kaissling, K.-E., 1974. Sensory transduction in insect olfactory receptors. In: Jaenicke, L. (Ed.), *Biochemistry of Sensory Functions*. Springer, Berlin, pp. 243-273.
- Kárpáti, Z., Dekker, T., Hansson, B.S., 2008. Reversed functional topology in the antennal lobe of the male European corn borer. *Journal of Experimental Biology* 211, 2841-2848.
- Kim, C., 1997. Molecular phylogenetic studies on evolution and speciation in the Asian corn borer and its allied species. Ph.D. Dissertation. Tokyo University (in Japanese).
- Klun, J.A., Bierl Leonhardt, B.A., Schwarz, M., Litsinger, J.A., Barrion, A.T., Chiang, H.C., Jiang, Z., 1980. Sex pheromone of the Asian corn borer moth *Ostrinia furnacalis*. *Life Sciences* 27, 1603-1606.
- Kochansky, J., Cardé, R.T., Liebherr, J., Roelofs, W.L., 1975. Sex pheromones of the European corn borer in New York. *Journal of Chemical Ecology* 1, 225-231.
- Linn Jr., C.E., Young, M.S., Gendle, M., Glover, T.J., Roelofs, W.L., 1997. Sex pheromone blend discrimination in two races and hybrids of the European corn borer moth, *Ostrinia nubilalis*, 1997. *Physiological Entomology* 22, 212-223.
- Linn Jr., C.E., O'Connor, M., Roelofs, W.L., 2003. Silent genes and rare males: a fresh look at pheromone blend response specificity in the European corn borer moth, *Ostrinia nubilalis*. *Journal of Insect Science* 3, 15 available online: insectscience.org/3.15.
- Linn Jr., C.E., Musto, C.J., Roelofs, W.L., 2007. More rare males in *Ostrinia*: response of Asian corn borer moths to the sex pheromone of the European corn borer. *Journal of Chemical Ecology* 33, 199-212.
- Mutuura, A., Munroe, E., 1970. Taxonomy and distribution of the European corn borer and allied species: genus *Ostrinia* (Lepidoptera: Pyralidae). *Memoirs of the Entomological Society of Canada* 71, 1-112.

- 548 Mayr, E., 1963. *Animal Species and Evolution*. Harvard University Press, Cambridge, 568
549 Massachusetts. 569
- 550 Marshall, D.C., Slon, K., Cooley, J.R., Hill, K.B.R., Simon, C., 2008. Steady Plio- 570
551 Pleistocene diversification and a 2-million-year sympatry threshold in a 571
552 New Zealand cicada radiation. *Molecular Phylogenetics and Evolution* 48, 572
553 1054–1066. 573
- 554 Roelofs, W.L., Du, J.-W., Tang, X.-H., Robbins, P.S., Eckenrode, C.J., 1985. Three 574
555 European corn borer populations in New York based on sex pheromones and 575
556 voltinism. *Journal of Chemical Ecology* 11, 829–836. 576
- 557 Roelofs, W.L., Glover, T., Tang, X.H., Sreng, I., Robbins, P., Eckenrode, C.J., Löfstedt, C., 577
558 Hansson, B.S., Bengtson, B.O., 1987. Sex pheromone production and perception 578
559 in European corn borer moths is determined by both autosomal and sex-linked 579
560 genes. *Proceedings of the National Academy of Sciences USA* 84, 7585–7589. 580
- 561 Roelofs, W.L., Liu, W.T., Hao, G.X., Jiao, H.M., Rooney, A.P., Linn, C.E., 2002. Evolution 581
562 of moth sex pheromones via ancestral genes. *Proceedings of the National 582*
563 Academy of Sciences USA 99, 13621–13626. 583
- 564 Rundle, H.D., Nosil, P., 2005. Ecological **speciation**. *Ecology Letters* 8, 336–352. 584
- 565 Seehausen, O., Terai, Y., Magalhaes, I.S., Carleton, K.L., Mrosso, H.D.J., Miyagi, R., Van 585
566 Der Sluijs, I., Schneider, M.V., Maan, M.E., Tachida, H., Imai, H., Okada, N., 2008. 586
567 Speciation through sensory drive in cichlid fish. *Nature* 455, 620–626. 587
588
- Smadja, C., Butlin, R.K., 2009. On the scent of speciation: the chemosensory system 568
and its role in premating isolation. *Heredity* 102, 77–97. 569
- Sueur, J., Vanderpool, D., Simon, C., Ouvrard, D., Bourgoin, T., 2007. Molecular 570
phylogeny of the genus *Tibicina* (Hemiptera, Cicadidae): **rapid** radiation and 571
acoustic behaviour. *Biological Journal of the Linnean Society* 91, 611–626. 572
- Takanashi, T., Ishikawa, Y., Anderson, P., Huang, Y., Löfstedt, C., Tatsuki, S., Hansson, 573
B.S., 2006. Unusual response characteristics of pheromone-specific olfactory 574
receptor neurons in the Asian corn borer moth *Ostrinia furnacalis*. *Journal of 575*
Experimental Biology 209, 4946–4956. 576
- van der Pers, J.N.C., den Otter, C.J., 1978. Single cell responses from olfactory 577
receptors of small ermine moths to sex-attractants. *Journal of Insect Physiology* 578
24, 337–343. 579
- Zhu, J.W., Zhao, C.H., Lu, F., Bengtsson, M., Löfstedt, C., 1996. Reductase specificity 580
and the ratio regulation of E/Z isomers in pheromone biosynthesis of the 581
European corn borer, *Ostrinia nubilalis* (Lepidoptera: Pyralidae). *Insect Bio- 582*
chemistry and Molecular Biology 26, 171–176. 583
- Zhao, C.H., Lu, F., Bengtsson, M., Löfstedt, C., 1995. Substrate specificity of 584
acetyltransferase and reductase enzyme systems used in pheromone biosynth- 585
esis by Asian corn borer, *Ostrinia furnacalis*. *Journal of Chemical Ecology* 21, 586
1495–1510. 587
588